



S. E. INTERNATIONAL SCHOOL, BORIVALI (W)

ACADEMIC YEAR – 2020-21

Dear Parents,

Wish you all in good health and safe at home !

Welcome you to the new academic year 2020-21.

Today we all are facing a completely unprecedented crisis due to the corona virus. Social distancing, one of the key components in the fight with the virus, is creating a challenging situation for our social institution. It's the beginning of a new academic session, but with academic days getting lost due to the lock down you may be wondering how you will catch up with the present situation. Don't let the pressure and disquiet consume you. Learning process should never stop the wheels of it must move on. We are starting our regular school through virtual classes with your support. We will definitely scale our goal. We will provide guidelines to how to go about the same. The Do's and Don'ts need to be read by every parent to guide the children on how to attend classes. About the textbooks and workbooks, we will intimate you on how to collect them as soon as possible.

Timetable will be given to you as per standard, please adhere to the timings. Classes of Addwise and Martial Arts will also be conducted online through virtual classes. Schedule and details of the same will be intimated to you.

We have come this far with your continued support and hope you extend us the same in the future. Fees for the new academic year are accepted online. Contact our admin section for details and assistance.

The pandemic has created countless new challenges in front of us. S.E. International school accepts these challenges, with the belief that one's skills and qualities can be cultivated through efforts and perseverance and that the way our teacher and admin staff will put effort together to have a bright and beautiful tomorrow for our children.

Thanking You,

Principal

Jaya Tawde Kunder

S.E. International School, Borivali West

ACADEMIC YEAR 2020-21

PRIMARY SECTION TIME-TABLE FOR ONLINE CLASS

STD	DAY & TIME	SR.	MON	TUE	WED	THU	FRI
STD 1	1.00 – 1.35	1	ENGLISH	ENGLISH	DRAWING	W.EXP.	E.V.S
	1.40 – 2.15	2	DRAWING	W.EXP.	MARATHI	MATHS	COMPUTER
	2.15 – 2.25	B R E A K					
	2.25 – 3.00	3	-	-	-	-	-
	3.05 – 3.40	4	-	-	-	-	-
STD 2	1.00 – 1.35	1	ENGLISH	ENGLISH	ENGLISH	ENGLISH	ENGLISH
	1.40 – 2.15	2	MARATHI	MARATHI	MATHS	E.V.S	HINDI
	2.15 – 2.25	B R E A K					
	2.25 – 3.00	3	MATHS	MATHS	HINDI	DRWAING	W. EXP.
	3.05 – 3.40	4	COMPUTER	E.V.S	E.V.S	DRAWING	W. EXP.
STD 3	1.00 – 1.35	1	ENGLISH	ENGLISH	ENGLISH	ENGLISH	ENGLISH
	1.40 – 2.15	2	MATHS	HINDI	MATHS	HINDI	MATHS
	2.15 – 2.25	B R E A K					
	2.25 – 3.00	3	MARATHI	DRAWING	COMPUTER	W. EXP.	MARATHI
	3.05 – 3.40	4	E.V.S	DRAWING	E.V.S	W. EXP.	E.V.S
STD 4	1.00 – 1.35	1	ENGLISH	ENGLISH	E.V.S - II	ENGLISH	ENGLISH
	1.40 – 2.15	2	COMPUTER	MATHS	MARATHI	MATHS	HINDI
	2.15 – 2.25	B R E A K					
	2.25 – 3.00	3	MATHS	MARATHI	W. EXP.	HINDI	DRAWING
	3.05 – 3.40	4	E.V.S - I	E.V.S - I	W. EXP.	E.V.S - II	DRAWING



India Hum Honge Kamyab
Stay home, Stay safe, Stay strong

Hello Students and Parents!

This year, everything will be new and different... We are so excited to introducing you the online platform of virtual classes. This will be so much fun.

About our online platform! It's CISCO WebEx App

CISCO WEBEX

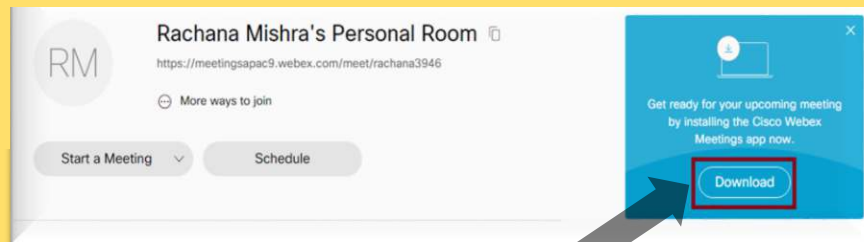

Dear Parents, you can download this app on your mobile or PC or Laptop.

For Mobile

**Download the given app from
Google Play Store**

For PC & Laptop

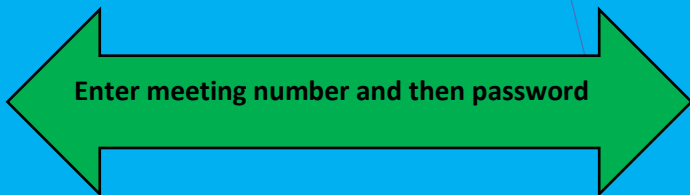
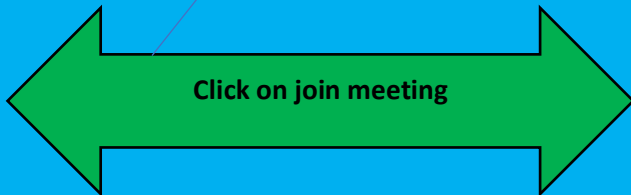
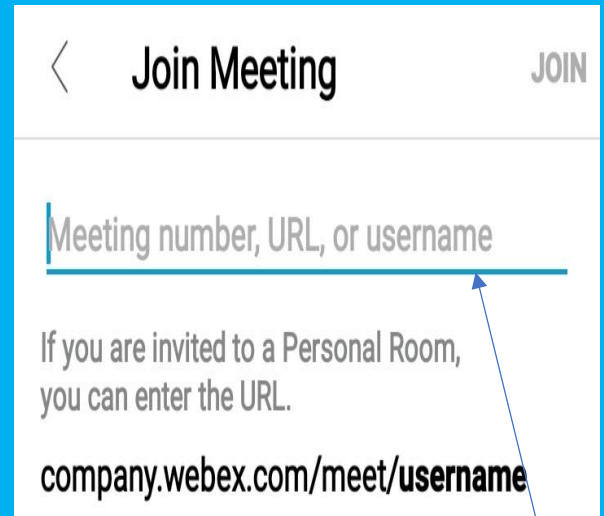
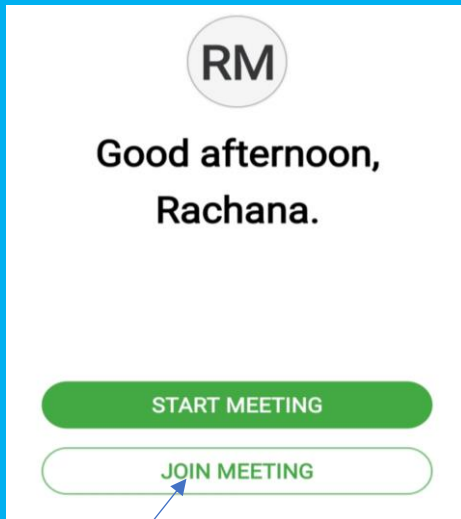
1. Go to www.webex.com and sign up using Gmail account
2. Click on sign in once are done and you will see a page of meetings.
3. Now click on the app as shown to download the app for PC/ Laptop.



Steps to attend online class...

It is very easy parents. We will send you a meeting id and password on **My Classboard**. You must check it regularly. For joining you need to enter the given id and password.

Joining steps will be the same for mobile and PC/Laptop



Students, we are very excited to start online class but before that you all must know how to maintain discipline and what to do and what to avoid. Some instructions are given below, read, understand and follow.

RULES OF VIRTUAL CLASS

DO'S

1. Choose a good workplace with nice background. Others will see it.



3. Be on time. Join 5 minutes before to the class time and keep all devices handy and always sit with a rough book. Do not make notebooks for subjects.

5. Give your attendance and switch on the camera to let your teacher identify you.

6. Keep your parents near or get them to attend the class with you. Ask them if you need help. Do not click anywhere on the screen.

7. Keep all the materials for Drawing, Work experience ready. Check **My Classboard** regularly for homework, notes and craft materials

2. Be presentable. Dress well in comfortable clothes.



4. Use your real name to log in, don't use fake names or id.



DONT'S

1. Do not disturb the class in progress. school rules still apply to the class.



2. Don't keep your mic on. Switch it off before you enter the class.



3. Do not share meeting id or password with students not from your class.



4. Do not logout during the break time. You can stay online, switch off the camera and enjoy a snack or freshen up.



5. Do not disturb everyone around you. Use headphones if you have and focus on the lecture.



6. Do not worry if not understood. You or your parents can ask the doubt on day 2.



7. Do not use or play with any gadgets or device during the class.



*** [You can download textbooks from eбалbharati.in](http://eбалbharati.in) ***