



S. E. INTERNATIONAL SCHOOL, BORIVALI (W)

ACADEMIC YEAR – 2020-21

Dear Parents,

Wish you all in good health and safe at home !

Welcome you to the new academic year 2020-21.

Today we all are facing a completely unprecedented crisis due to the corona virus. Social distancing, one of the key components in the fight with the virus, is creating a challenging situation for our social institution. It's the beginning of a new academic session, but with academic days getting lost due to the lock down you may be wondering how you will catch up with the present situation. Don't let the pressure and disquiet consume you. Learning process should never stop. The wheels of it must move on. We are starting our regular school through virtual classes with your support. We will definitely scale our goal. We will provide guidelines to how to go about the same. The Do's and Don'ts need to be read by every parent to guide the children on how to attend classes. About the textbooks and workbooks, we will intimate you on how to collect them as soon as possible.

Timetable will be given to you as per standard, please adhere to the timings. Classes of Addwise and Martial Arts will also be conducted online through virtual classes. Schedule and details of the same will be intimated to you.

We have come this far with your continued support and hope you extend us the same in the future. Fees for the new academic year are accepted online. Contact our admin section for details and assistance.

The pandemic has created countless new challenges in front of us. S.E. International school accepts these challenges, with the belief that one's skills and qualities can be cultivated through efforts and perseverance and that the way our teacher and admin staff will put effort together to have a bright and beautiful tomorrow for our children.

Thanking You,

Principal

Jaya Tawde Kunder

S. E. International School, Borivali (W)

Academic Year 2020-2021 Time-Table For Online Classes

STD	DAY & TIME	SR.	MON	TUE	WED	THU	FRI
STD 5	10.00-10.40	1	Marathi	English	Hindi	Marathi	Marathi
	10.40-11.20	2	Maths	English	Maths	EVS 1	Maths
	11.20-11.30	BREAK					
	11.30-12.10	3	Drawing	EVS 1	Comp	English	EVS 2
	12.10-12.50	4	Hindi	EVS 2	Comp	Hindi	W.E.
STD 6	10.00-10.40	1	Hindi	Maths	Hindi	Comp	English
	10.40-11.20	2	Geog.	Drawing	Marathi	Comp	Science
	11.20-11.30	BREAK					
	11.30-12.10	3	English	English	Maths	Maths	History
	12.10-12.50	4	History	Marathi	Science	W.E.	Geog.
STD 7	10.00-10.40	1	Maths	Science	Marathi	History	Maths
	10.40-11.20	2	Science	Maths	English	Geog.	W.E.
	11.20-11.30	BREAK					
	11.30-12.10	3	English	Comp	English	Hindi	History
	12.10-12.50	4	Hindi	Comp	Drawing	Marathi	Geog.
STD 8	10.00-10.40	1	English	History	English	History	Comp
	10.40-11.20	2	W.E.	Hindi	Geog.	English	Comp
	11.20-11.30	BREAK					
	11.30-12.10	3	Marathi	Science	Maths	Drawing	Science
	12.10-12.50	4	Maths	Geog.	Marathi	Maths	Hindi
STD 9	10.00-10.40	1	Marathi	Hindi	SCI 1	English	Marathi
	10.40-11.20	2	History	Marathi	History	Hindi	English
	11.20-11.30	BREAK					
	11.30-12.10	3	Geog.	Algebra	Geog.	SCI 1	SCI 2
	12.10-12.50	4	Geometry	SCI 2	English	Geometry	Algebra
STD 10	10.00-10.40	1	English	Algebra	Hindi	SCI 1	Hindi
	10.40-11.20	2	Geog.	SCI 2	Geometry	Algebra	History
	11.20-11.30	BREAK					
	11.30-12.10	3	SCI 1	History	English	English	Geometry
	12.10-12.50	4	Marathi	Hindi	Geog.	SCI 2	Marathi

Stay positive, work hard and make it happen

Hello Kids and Parents !

New year, new beginningsWe are so delighted to present to you the online platform we will be using for Virtual Classes .

Name of the App is CISCO WEBEX

You can download this app on your mobile or PC/Laptop

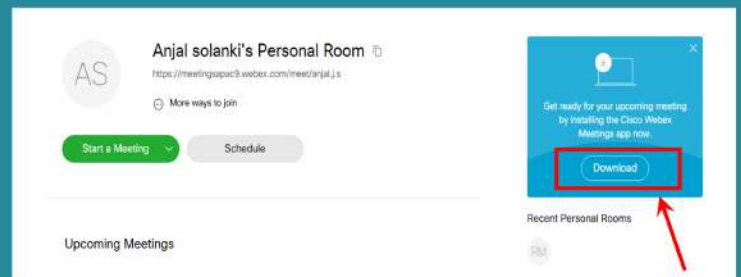
For mobile



Download the app from Google Playstore

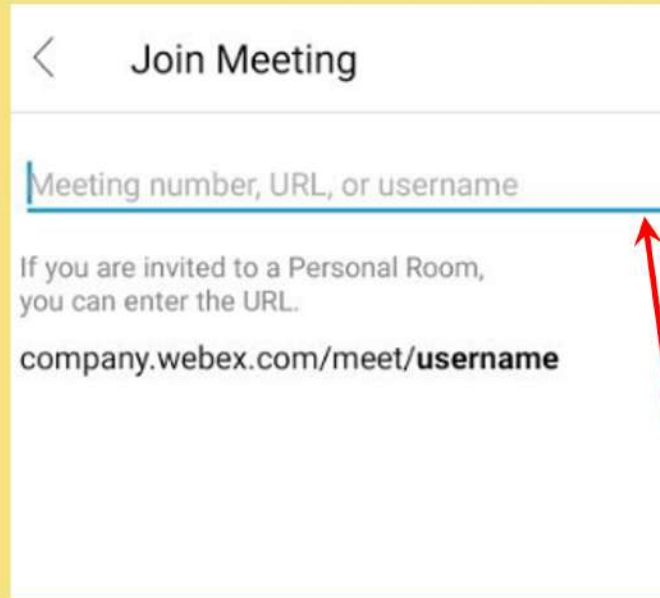
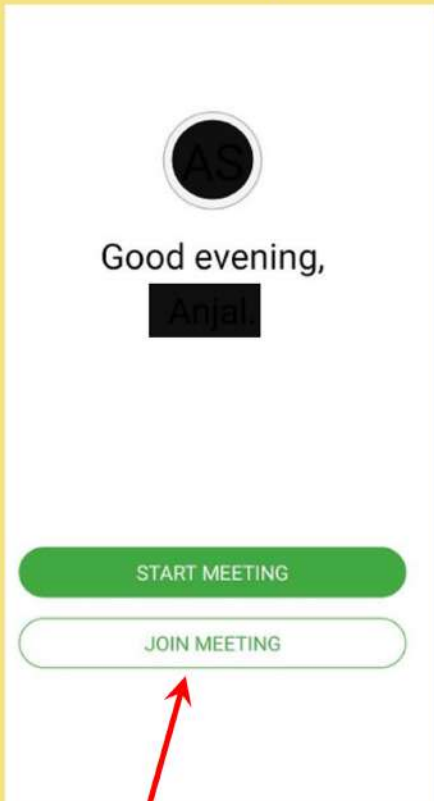
For Laptop/PC

1. Go to www.webex.com and sign up using Gmail account
2. Click on sign in once you are done and you will see a page for meetings.
3. Now click on the app as shown to download the app for PC/Laptop



How will you attend an online class ???

Don't worry , it is very easy. We will provide you with a meeting id and password. You need to join it, enter the id and password !



Enter meeting number, and then the password

From the desktop app it is also very easy. Just follow the same steps !!

Click on join meeting

REMEMBER: Your meeting id will be available on My Classboard. Don't forget to check it regularly.

We all are super excited to start our online classes and meet our teachers ! But, before that let us read the Do's and Dont's which we need to follow and understand.

RULES OF NETIQUETTE

Do's

1. Choose a good workspace and be aware of the background. Others will see it.



2. Be on time . Join 5 minutes prior to the class time and keep all your devices handy.



3. Be presentable. Dress well and in comfortable clothes.



4. Give your attendance and switch on the camera to let your teacher identify you

5. Use your real name to log in, Don't use fake names or id.



6. Keep your parents near or get them to attend the class with you. Ask them if you need help.

7. Keep all the materials for art, academics or craft ready. Check Myclassboard regularly for homework and notes.

And lastly, ENJOY IT ! Learn and actively participate.

DONT'S

1. Do not disturb the class in progress. School rules still apply to the classes.



2. Don't keep your mic on. Switch it off before you enter the class.

SHHHHH!



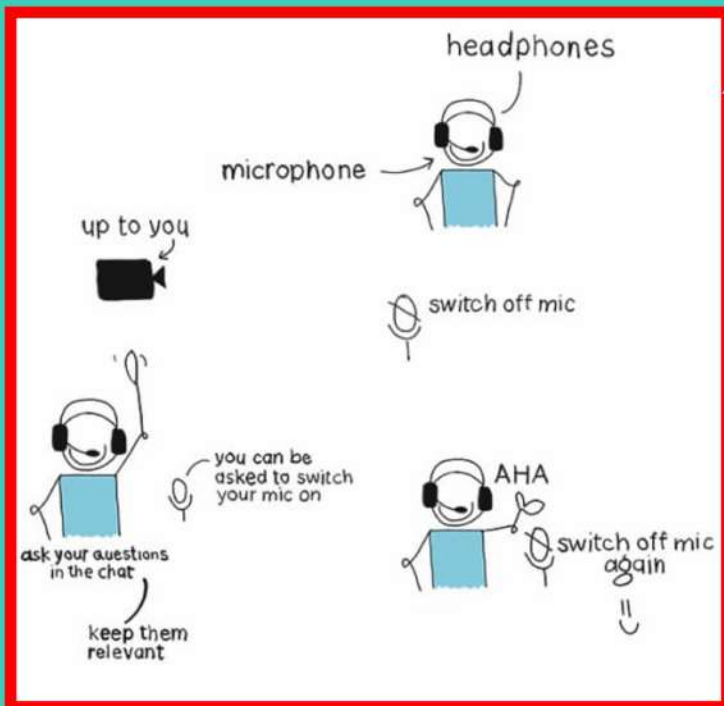
3. Do not share the meeting id or password with students not from your class.



5. Do not disturb everyone around you. Use headphones if you have and focus on the lecture.

4. Do not logout during the break time. You can stay online, switch off the camera and enjoy a snack or freshen up.

6. Do not worry if not understood. You or your parent(s) can ask the doubt on day 2.



← NEVER FORGET THIS !

You can download textbooks from eбалbharati.in



Let us make online learning
FUN and SAFE